

PUHY-HP T JMU-A



SPECIFICATIONS

Model		PUHY-HP72T JMU-A(-BS)		PUHY-HP96T JMU-A(-BS)		
Power source		3-phase 3-wire 208-230V ±10% 60Hz		3-phase 3-wire 208-230V ±10% 60Hz		
Cooling capacity (Nominal)	*1 BTU / h	72,000		96,000		
	*1 kW	21.1		28.1		
	Power input kW	5.60		8.16		
(208-230)	Current input A	17.2-15.6		25.1-22.7		
Temp. range of cooling	Indoor W.B.	59~75°F(15~24°C)		59~75°F(15~24°C)		
	Outdoor D.B.	23~109°F(-5~43°C)		23~109°F(-5~43°C)		
Heating capacity (Nominal)	*2 BTU / h	80,000		108,000		
	*2 kW	23.4		31.7		
	Power input kW	6.14		8.80		
(208-230)	Current input A	18.9-17.1		27.1-24.5		
Temp. range of heating	Indoor D.B.	59~81°F(15~27°C)		59~81°F(15~27°C)		
	Outdoor W.B.	-13~60°F(-25~15.5°C)		-13~60°F(-25~15.5°C)		
Minimum Circuit Ampacity		A 59-54		A 74-68		
Maximum Overcurrent Protection		A 101-92		A 127-116		
Indoor unit connectable	Total capacity	50~130 % of outdoor unit capacity		50~130 % of outdoor unit capacity		
	Model / Quantity	P06~P72 / 1~15		P06~P96 / 1~20		
Sound pressure level (measured in anechoic room)	dB <A>	56.0 61.0 (at outdoor temp -5°F W.B. in heating)		57.0 62.0 (at outdoor temp -5°F W.B. in heating)		
Refrigerant piping diameter [O.D.]	Liquid pipe in.(mm)	1/2"(12.7) Brazed		1/2"(12.7) Brazed		
	Gas pipe in.(mm)	3/4"(19.05) Brazed		7/8"(22.2) Brazed		
External finish		Pre-coated galvanized steel sheet (+powder coating for -BS type) <MUNSELL 5Y 8/1 or similar>		Pre-coated galvanized steel sheet (+powder coating for -BS type) <MUNSELL 5Y 8/1 or similar>		
External dimension H x W x D	in.	64-31/32" x 36-1/4" x 29-15/16"		64-31/32" x 48-1/16" x 29-15/16"		
	mm	1,650 x 920 x 760		1,650 x 1,220 x 760		
Net weight		497(225)		585(265)		
Heat exchanger		Salt-resistant cross fin & copper tube		Salt-resistant cross fin & copper tube		
Compressor	Type x Quantity	Inverter scroll hermetic compressor x 1		Inverter scroll hermetic compressor x 1		
	Starting method	Inverter		Inverter		
	Motor output kW	5.3		6.7		
Case heater kW		0.045(230 V)		0.045(230 V)		
FAN	Type x Quantity	Propeller fan x 1		Propeller fan x 1		
	Air flow rate	cfm	6,180		7,950	
		m ³ / min	175		225	
		L/s	2,920		3,750	
	Driving mechanism		Inverter-control, Direct-driven by motor		Inverter-control, Direct-driven by motor	
Motor output kW		0.92		0.92		
*3	External static press. in.WG(Pa)	0 in.WG (0 Pa)		0 in.WG (0 Pa)		
Protection devices	High pressure protection	High pressure sensor, High pressure switch at 4.15MPa (601 psi)		High pressure sensor, High pressure switch at 4.15MPa (601 psi)		
	Inverter circuit (COMP., FAN)	Over-heat protection, Over-current protection		Over-heat protection, Over-current protection		
	Compressor	Over-heat protection		Over-heat protection		
	Fan motor	Thermal switch		Thermal switch		
Refrigerant Type x original charge		R410A x 19 lbs + 13 oz (9.0kg)		R410A x 26 lbs + 1 oz (11.8kg)		
Optional parts		Outdoor Connection pipe:CMY-HYS100UEB joint: CMY-Y102S-G2 Header: CMY-Y104/108/1010-G		Outdoor Connection pipe:CMY-YS300UEB joint: CMY-Y102S/L-G2 Header: CMY-Y104/108/1010-G		

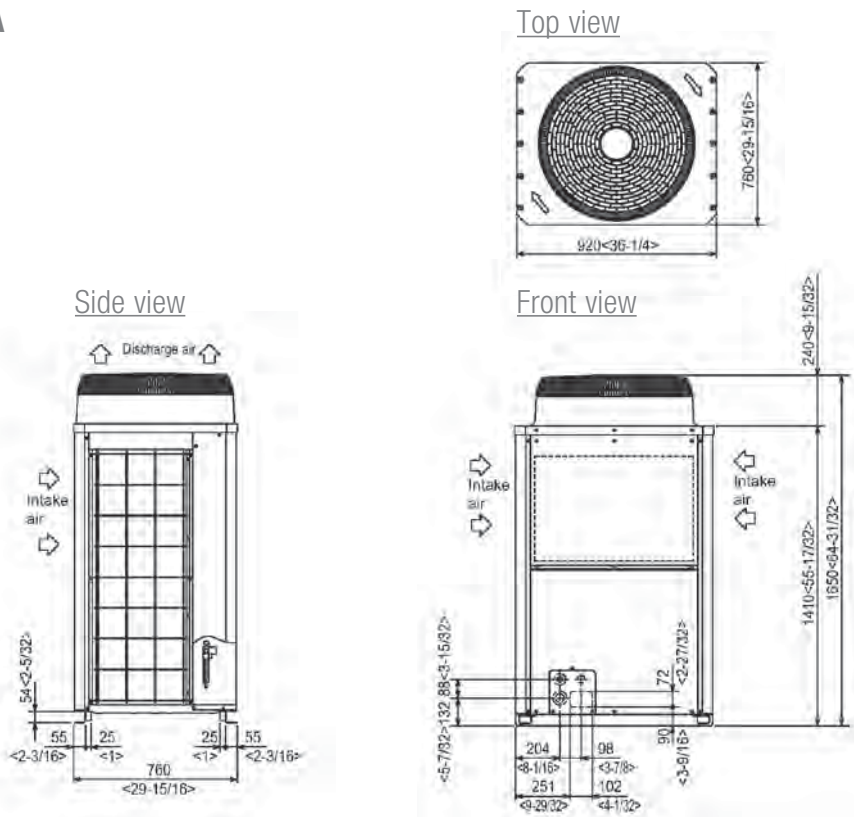
*1,*2 Nominal conditions

	Indoor	Outdoor	Pipe length	Level difference
Cooling	80°F DB/67°F WB (26.7°C DB/19.4°C WB)	95°F DB (35°C DB)	25ft. (7.6m)	0ft. (0m)
Heating	70°F DB (21.1°C DB)	47°F DB/43°F WB (8.3°C DB/6.1°C WB)	25ft. (7.6m)	0ft. (0m)

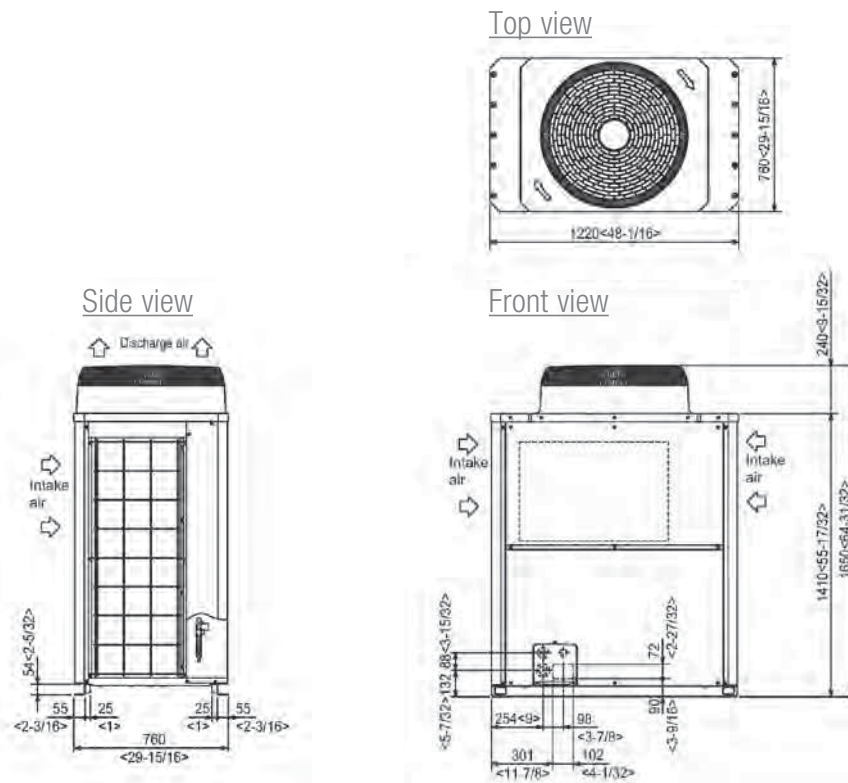
- *3 External static pressure option is available (0.12 in.WG, 0.24 in.WG / 30Pa, 60Pa).
- * Due to continuing improvement, above specification may be subject to change without notice.
- * The data presented is based on a specific combination.

PUHY-HP TJMU-A

PUHY-HP72TJMU-A



PUHY-HP96TJMU-A



PUHY-HP TSJMU-A



SPECIFICATIONS

Model	PUHY-HP144TSJMU-A(-BS)		PUHY-HP192TSJMU-A(-BS)	
Power source	3-phase 3-wire 208-230V ±10% 60Hz		3-phase 3-wire 208-230V ±10% 60Hz	
Cooling capacity (Nominal)	*1 BTU / h	144,000	192,000	
	*1 kW	42.3	56.3	
(208-230)	Power input kW	11.54	16.81	
	Current input A	35.5-32.1	51.8-46.8	
Temp. range of cooling	Indoor W.B.	59~75°F(15~24°C)	59~75°F(15~24°C)	
	Outdoor D.B.	23~109°F(-5~43°C)	23~109°F(-5~43°C)	
Heating capacity (Nominal)	*2 BTU / h	160,000	216,000	
	*2 kW	46.9	63.4	
(208-230)	Power input kW	12.65	18.13	
	Current input A	39.0-35.2	55.9-50.5	
Temp. range of heating	Indoor D.B.	59~81°F(15~27°C)	59~81°F(15~27°C)	
	Outdoor W.B.	-13~60°F(-25~15.5°C)	-13~60°F(-25~15.5°C)	
Indoor unit connectable	Total capacity	50~130 % of outdoor unit capacity	50~130 % of outdoor unit capacity	
	Model / Quantity	P06~P96 / 1~31	P06~P96 / 1~41	
Sound pressure level (measured in anechoic room)	dB <A>	59.0 64.0(at outdoor temp -5°F W.B. in heating)	60.0 65.0(at outdoor temp -5°F W.B. in heating)	
Refrigerant piping diameter [O.D.]	Liquid pipe in.(mm)	5/8"(15.88) Brazed	5/8"(15.88) Brazed	
	Gas pipe in.(mm)	1-1/8"(28.58) Brazed	1-1/8"(28.58) Brazed	

Set Model	Model	PUHY-HP72TJMU-A(-BS)	PUHY-HP72TJMU-A(-BS)	PUHY-HP96TJMU-A(-BS)	PUHY-HP96TJMU-A(-BS)	
Minimum Circuit Ampacity	A	59-54	59-54	74-68	74-68	
Maximum Overcurrent Protection	A	101-92	101-92	127-116	127-116	
External finish		Pre-coated galvanized steel sheet (+powder coating for -BS type) <MUNSELL 5Y 8/1 or similar>		Pre-coated galvanized steel sheet (+powder coating for -BS type) <MUNSELL 5Y 8/1 or similar>		
External dimension H x W x D	in.	64-31/32" x 36-1/4" x 29-15/16"	64-31/32" x 36-1/4" x 29-15/16"	64-31/32" x 48-1/16" x 29-15/16"	64-31/32" x 48-1/16" x 29-15/16"	
	mm	1,650 x 920 x 760	1,650 x 920 x 760	1,650 x 1,220 x 760	1,650 x 1,220 x 760	
Net weight	lbs (kg)	497(225)	497(225)	585(265)	585(265)	
Heat exchanger		Salt-resistant cross fin & copper tube Inverter scroll hermetic compressor x 1		Salt-resistant cross fin & copper tube Inverter scroll hermetic compressor x 1		
Compressor	Type x Quantity	Inverter		Inverter		
	Starting method	Inverter		Inverter		
Motor output	kW	5.3	5.3	6.7	6.7	
	Case heater kW	0.045(230 V)	0.045(230 V)	0.045(230 V)	0.045(230 V)	
FAN	Type x Quantity	Propeller fan x 1		Propeller fan x 1		
	Air flow rate	cfm	6,180	6,180	7,950	7,950
		m ³ / min	175	175	225	225
	L/s	2,920	2,920	3,750	3,750	
	Driving mechanism	Inverter-control, Direct-driven by motor		Inverter-control, Direct-driven by motor		
Motor output	kW	0.92	0.92	0.92	0.92	
*3 External static press.	in.WG(Pa)	0 in.WG (0 Pa)	0 in.WG (0 Pa)	0 in.WG (0 Pa)	0 in.WG (0 Pa)	
Protection devices	High pressure protection	High pressure sensor, High pressure switch at 4.15MPa (601 psi)		High pressure sensor, High pressure switch at 4.15MPa (601 psi)		
	Inverter circuit (COMP., FAN)	Over-heat protection, Over-current protection		Over-heat protection, Over-current protection		
	Compressor	Over-heat protection		Over-heat protection		
	Fan motor	Thermal switch		Thermal switch		
Refrigerant	Type x original charge	R410A x 19 lbs + 13 oz (9.0kg)	R410A x 19 lbs + 13 oz (9.0kg)	R410A x 26 lbs + 1oz (11.8kg)	R410A x 26 lbs + 1oz (11.8kg)	
Optional parts		Outdoor Connection pipe:CMY-HYS100UEB Outdoor Twinning kit: CMY-Y100VBK2 joint: CMY-Y102S/L-G2,CMY-Y202-G2 Header: CMY-Y104/108/1010-G		Outdoor Connection pipe:CMY-YS300UEB Outdoor Twinning kit: CMY-Y100VBK2 joint: CMY-Y102S/L-G2,CMY-Y202-G2 Header: CMY-Y104/108/1010-G		

*1,*2 Nominal conditions

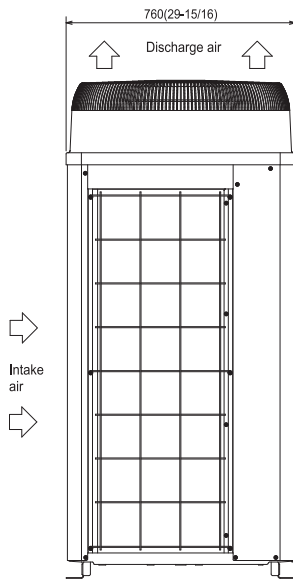
	Indoor	Outdoor	Pipe length	Level difference
Cooling	80°F DB/67°F WB (26.7°C DB/19.4°C WB)	95°F DB (35°C DB)	25ft. (7.6m)	0ft. (0m)
Heating	70°F DB (21.1°C DB)	47°F DB/43°F WB (8.3°C DB/6.1°C WB)	25ft. (7.6m)	0ft. (0m)

*3 External static pressure option is available (0.12 in.WG, 0.24 in.WG / 30Pa, 60Pa).
 * Due to continuing improvement, above specification may be subject to change without notice.
 * The data presented is based on a specific combination.

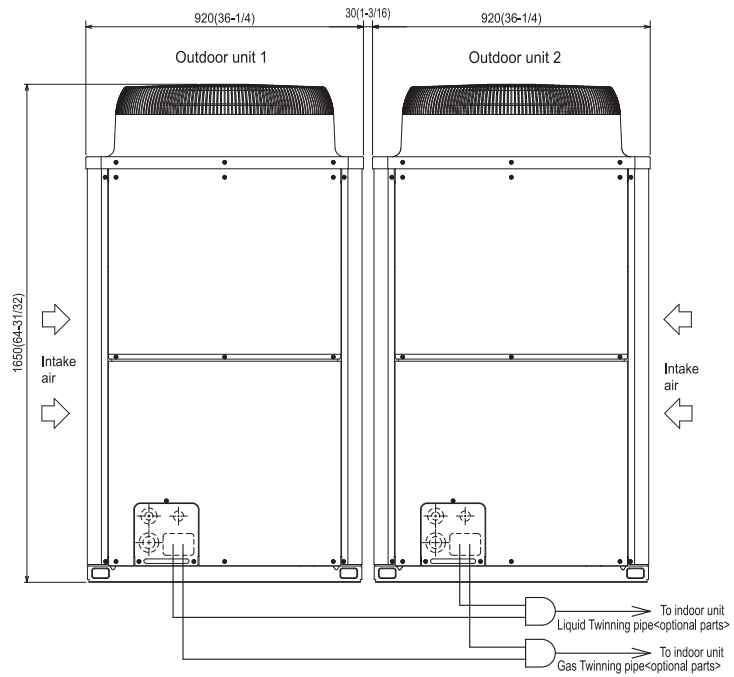
PUHY-HP TSJMU-A

PUHY-HP144TSJMU-A

Side view

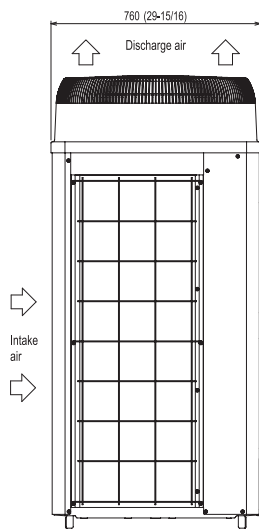


Front view



PUHY-HP192TSJMU-A

Side view



Front view

